

Flame Tracker Dry 325

Trusted to manage flames in some of the harshest environments for nearly a quarter of a century

Improved safety in harsh environments

Hot end operates up to 325°C

Know with confidence that burners are lit. Our Reuter-Stokes Flame Tracker Dry 325 senses the ultraviolet (UV) light produced by a flame and signals whether a flame condition exists. This rugged design provides continuous flame supervision in the harshest environments. 4-20 mA current loop output is compatible with multiple control systems and has noise immunity in industrial environments.

High sensitivity, fast response


- **Proven SiC technology** has high sensitivity to longer UV wavelengths and is not susceptible to black body radiation
- **Rapid response** time of less than 175 milliseconds. Similar products may take as long as 1.5 seconds to respond, which creates a potentially undesirable situation
- Built with the **same proven sensing technology** that has worked in the Flame Tracker for nearly a quarter of a century
- **Analog output** with a wide dynamic range
- Patented circuitry

Reduced maintenance

- **Mineral insulated cable** eliminates the need for electrical conduit and the use of fragile fiber optic cable
- **Ready to install**, no programming necessary

Safety and reliability

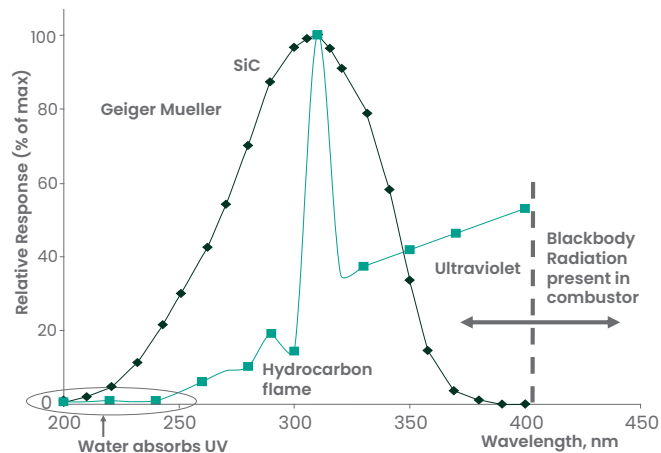
- **Safety.** Hazardous area certifications including North America, ATEX, IECEx, and multiple country specific certifications
- **High reliability.** Ruggedized construction, high temperature materials, SIL 2 rated
- **Industry standard** output signal (4-20 mA)
- **Fuel flexibility** operates reliably with many fuels
- **Ruggedized** mineral insulated cable



Specifications

Sensor Responsivity and Hydrocarbon Flame Emission Spectrum

Spectral response

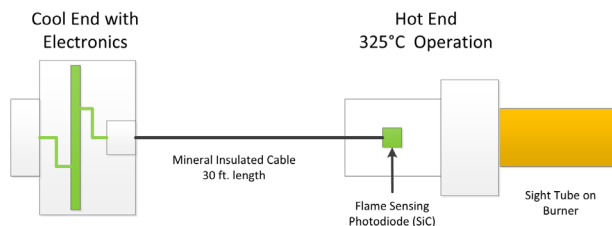


— Flame emission

— SiC

Peak sensitivity closely matches the key flame peak at 310 nm.

System configuration



Operating

Power requirements	24 VDC nominal, 12-30 VDC @ 100 mA
Output	4-20 mA (a module to convert output to other controller inputs is available)
Response time	< 175 milliseconds
Operating temperature range	Cool end: 40°C to 150°C ⁽ⁱ⁾ (104°F to 302°F) Hot end: 40°C to 325°C (104°F to 617°F)
Survivability temperature range	Cool end: -51°C to 150°C (-60°F to 302°F) Hot End: -51°C to 325°C (-60°F to 617°F)
Process pressure	To 400 psig (2.8 MPa)
Sensitivity	5 mA @ 1x10 ¹⁰ photons/in ² /sec. @ 310 nm

(i) Thermal shutdown of the cool end occurs at 150±10°C

Material

Body mount	AISI 316 stainless steel
Housing	AISI 304 stainless steel
Mechanical interface	3/4" NPT female
Sensing element	Silicon Carbide (SiC) photodiode

Copyright 2019 Baker Hughes Company LLC. All rights reserved. Baker Hughes provides this information on an "as is" basis for general information purposes. Baker Hughes does not make any representation as to the accuracy or completeness of the information and makes no warranties of any kind, specific, implied or oral, to the fullest extent permissible by law, including those of merchantability and fitness for a particular purpose or use. Baker Hughes hereby disclaims any and all liability for any direct, indirect, consequential or special damages, claims for lost profits, or third party claims arising from the use of the information, whether a claim is asserted in contract, tort, or otherwise. Baker Hughes reserves the right to make changes in specifications and features shown herein, or discontinue the product described at any time without notice or obligation. Contact your Baker Hughes representative for the most current information.

GEA34168

10/2019

Baker Hughes

industrial.ai